



# 2008 Summary Booklet

National Aboriginal and  
Torres Strait Islander

# Social Survey

Victoria



# Contents

<b>Introduction</b>	1
<b>Population</b>	
Where people live	2
Age	3
<b>Language and Culture</b>	
Speaking Aboriginal and Torres Strait Islander languages	4
Identifying with Aboriginal and Torres Strait Islander cultures	5
<b>Health</b>	
Feeling healthy	6
Smoking	7
<b>Education</b>	
Finishing school	8
Having a qualification	9
<b>Labour Force</b>	
Being in the labour force	10
<b>Housing</b>	
Renting or owning, Overcrowding and Standard of housing	11
<b>Family and Support Networks</b>	
Removal	12
<b>Children</b>	
Culture, Time with elders, and Exercise	13
<b>Explanatory Notes and Glossary</b>	14
<b>ABS Data Sources</b>	16
<b>More Information</b>	17



# Introduction



The National Aboriginal and Torres Strait Islander Social Survey (NATSISS) was conducted from August 2008 to April 2009, and aims to provide a broad social picture of Aboriginal and Torres Strait Islander peoples. This booklet has been prepared so that you can conveniently and quickly access key findings from the survey for Victoria.


The NATSISS was first conducted in 1994, then again in 2002, collecting information from Aboriginal and Torres Strait Islander people, aged 15 years or older. The 2008 NATSISS also collected information about children aged 14 years or under.

Where possible, this booklet shows how things have changed for the Victorian Aboriginal and Torres Strait Islander population since the 2002 NATSISS.

## **THE ABS SAYS THANKS**

The success of the 2008 NATSISS was dependent on the very high level of cooperation received from Aboriginal and Torres Strait Islander people and their communities. Without this cooperation, the range of Aboriginal and Torres Strait Islander statistics published by the ABS would not be possible.

Information received by the ABS is treated in strict confidence as required by the Census and Statistics Act 1905.



# Population

In 2008, there were around 34,400 Aboriginal and Torres Strait Islander people living in Victoria.

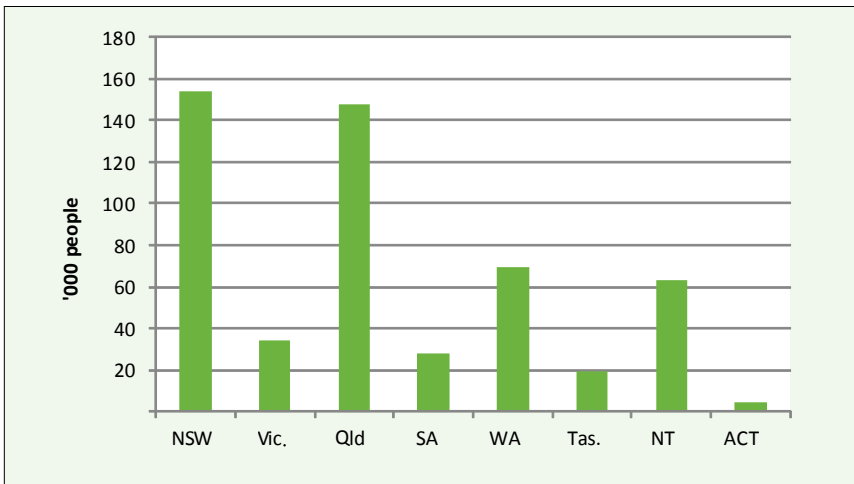
Of all Aboriginal and Torres Strait Islander people living in Victoria:

- 90% identified as Aboriginal only.
- 4% identified as Torres Strait Islander only.
- 6% identified as being of both Aboriginal and Torres Strait Islander origin.

## WHERE PEOPLE LIVE

In 2008, about 7% of the total Australian Aboriginal and Torres Strait Islander population lived in Victoria.

### Aboriginal and Torres Strait Islander population by state, 2008.



# Population



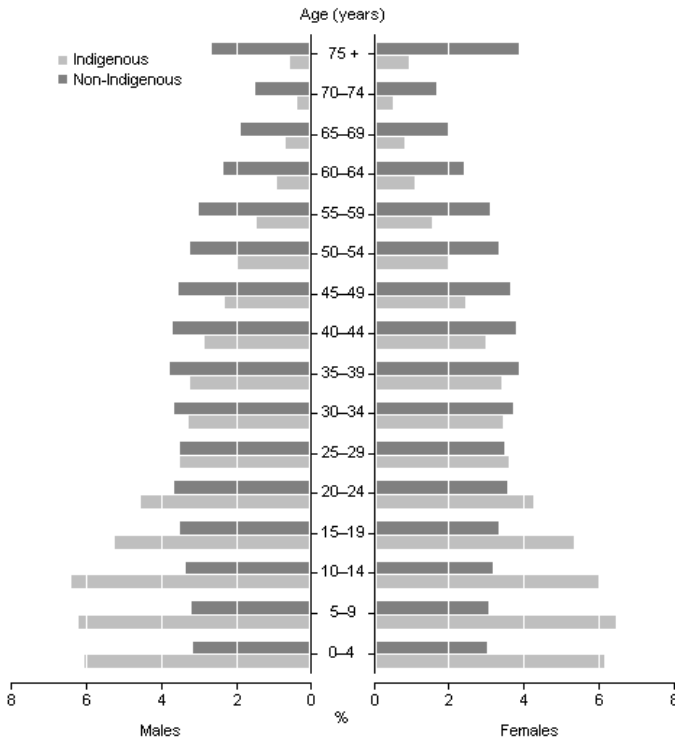
## AGE

**The Aboriginal and Torres Strait Islander population in Victoria is much younger than the rest of the Victorian population.**

Of the Aboriginal and Torres Strait Islander population in Victoria in 2006:

- Over half (56%) were aged 24 years or younger, compared with 33% of the non-Indigenous population.
- About one in five (19%) were aged 15 to 24 years (young adults).
- 37% were aged 14 years or younger (children).

## Indigenous and non-Indigenous population in Victoria, by age and sex, 2006



Note: The data presented in this section are 2006 population figures. (See 'ABS data sources' for further details.)

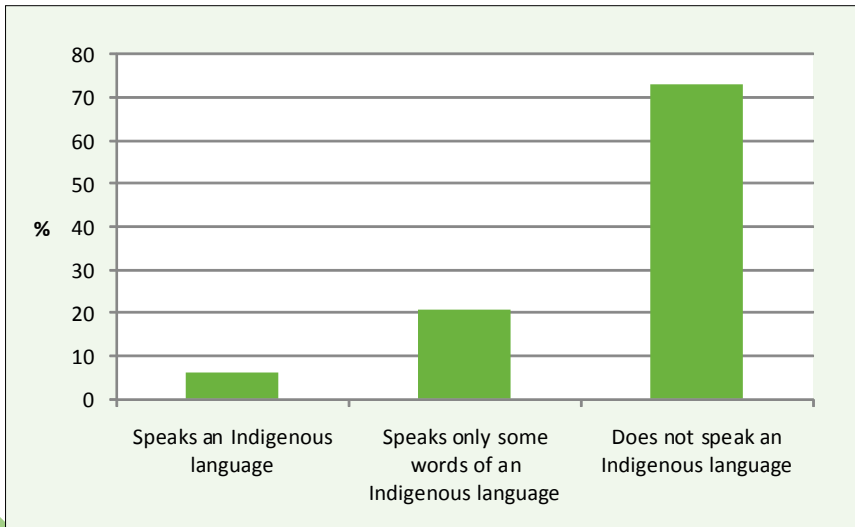
# Language and Culture

## SPEAKING ABORIGINAL AND TORRES STRAIT ISLANDER LANGUAGES

**6% of Aboriginal and Torres Strait Islander adults in Victoria said they could speak an Aboriginal and/or Torres Strait Islander language.**

Another 21% of adults said they could speak only some words of an Aboriginal and/or Torres Strait Islander language.

### Speaking Aboriginal and Torres Strait Islander languages, 2008



Note: 'Adults' refers to people aged 15 years or older.



# Language and Culture



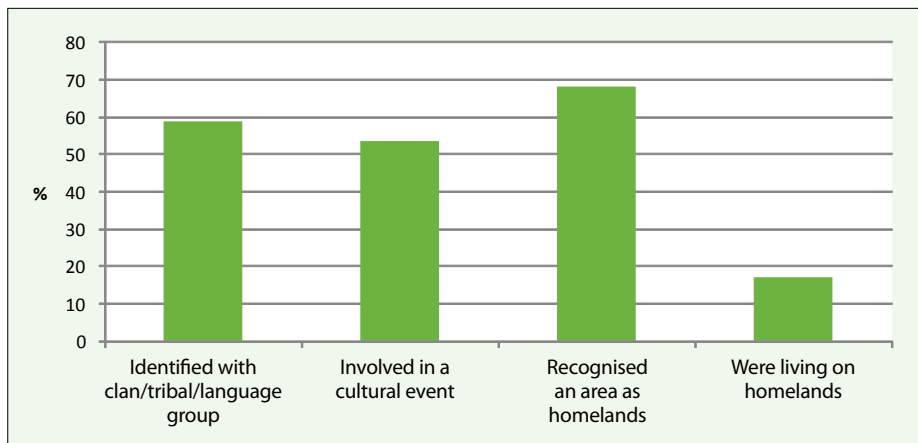
## IDENTIFYING WITH ABORIGINAL AND TORRES STRAIT ISLANDER CULTURES

In Victoria, more Aboriginal and Torres Strait Islander adults identified with an Indigenous cultural group, such as a clan, tribal or language group in 2008 (59%) than in 2002 (48%).


17% of adults were living on their homelands in 2008. A further 51% recognised an area as their homeland but did not live there.

53% of adults were involved in a cultural event, ceremony or organisation in the year before the 2008 survey.

### Cultural identification, 2008



Note: 'Adults' refers to people aged 15 years or older.



# Health

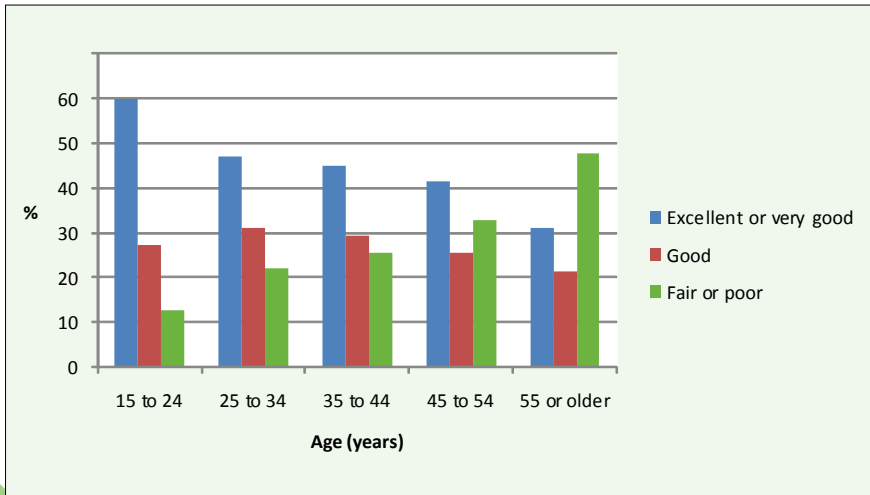
## FEELING HEALTHY

Of all Aboriginal and Torres Strait Islander adults in Victoria in 2008:



- 48% rated their health as being excellent or very good.
- 27% rated their health as good.
- 25% rated their health as fair or poor.

Younger adults were more likely to rate their health as excellent or very good compared with adults in older age groups.

### Self assessed health, by age groups, 2008



Note: 'Adults' refers to people aged 15 years or older.





# Health



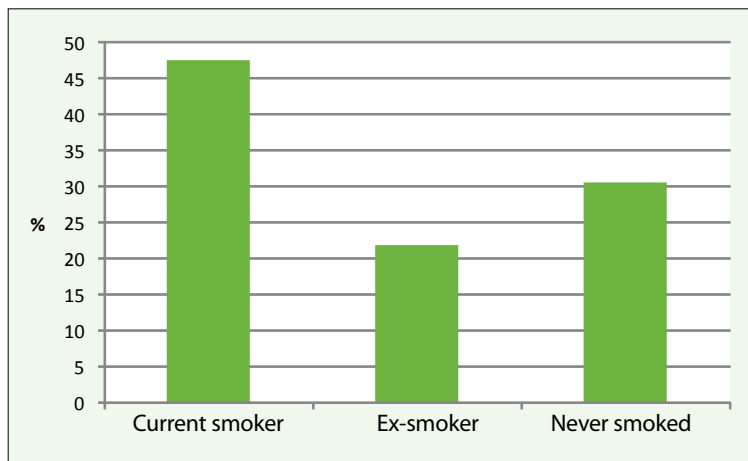
## SMOKING

In Victoria, fewer Aboriginal and Torres Strait Islander adults said they were smoking in 2008 (48%) than in 2002 (54%).


Of all Aboriginal and Torres Strait Islander adults in Victoria in 2008:

- Almost half (48%) identified themselves as current smokers, a decrease from 54% in 2002.
- Over two in ten (22%) said they were ex-smokers.
- Just over three in ten (31%) had never smoked.

### Smoking, 2008



Note: 'Adults' refers to people aged 15 years or older.



# Education

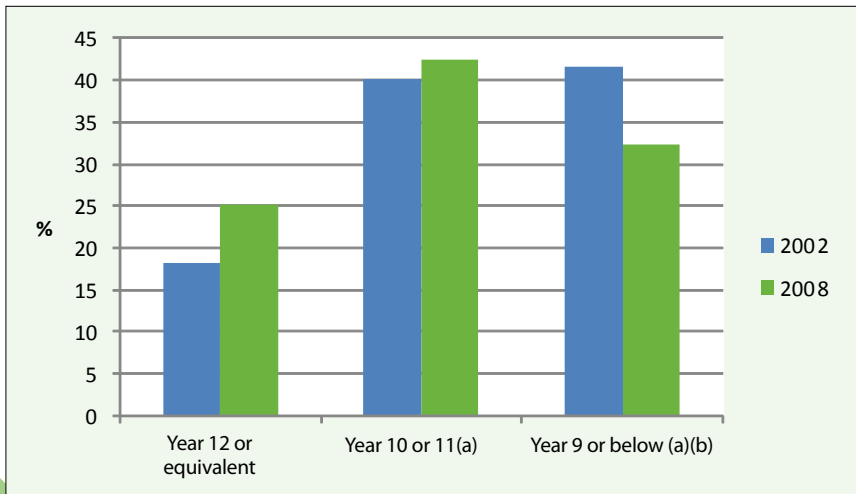
## FINISHING SCHOOL

**More Aboriginal and Torres Strait Islander adults had finished Year 12 in 2008 than in 2002.**

Of all Aboriginal and Torres Strait Islander adults in Victoria in 2008:

- 25% had completed Year 12 or equivalent, an increase from 18% in 2002.
- 42% had completed Year 10 or 11.
- 32% had completed Year 9 or below, a decrease from 42% in 2002.

### Highest year of school completed, 2002 and 2008



(a) Includes people who were currently studying.

(b) Includes people who never attended school.

Note: 'Adults' refers to people aged 15 years or older.



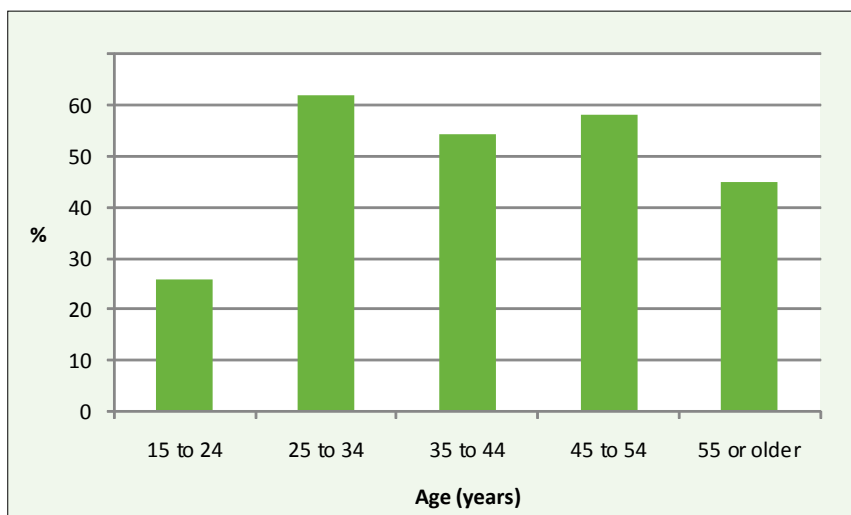
# Education



## HAVING A QUALIFICATION


More Aboriginal and Torres Strait Islander adults in Victoria had a non-school qualification in 2008 (46%) than in 2002 (38%).

### Adults with a non-school qualification(a), 2008



(a) Non-school qualifications are awarded for finishing courses outside of those taken at Primary or High School (e.g. qualifications awarded through University studies, and TAFE training courses).

Note: 'Adults' refers to people aged 15 years or older.



# Labour force

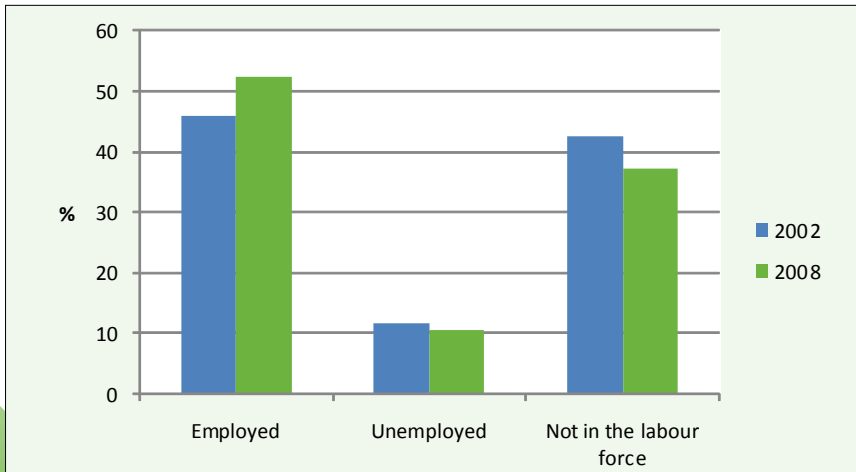
## BEING IN THE LABOUR FORCE

Adults in the 'labour force' are those who are currently working (employed) or who are looking for work (unemployed). Adults who are not currently working and are not looking for work are classified as 'not in the labour force'.

Of all Aboriginal and Torres Strait Islander adults in Victoria in 2008:

- More than six in ten (63%) were in the labour force, an increase from 58% in 2002.
- Over half (52%) were employed, an increase from 46% in 2002.
- One in ten (10%) were unemployed.

### Labour force status, 2002 and 2008



Note: 'Adults' refers to people aged 15 years or older.



# Housing



## RENTING OR OWNING

**More Aboriginal and Torres Strait Islander adults in Victoria were living in homes that were rented than homes that were owned.**

Of all Aboriginal and Torres Strait Islander adults in Victoria in 2008:

- Over half (56%) lived in homes that were being rented.
- Just over four in ten (41%) lived in homes that were either owned or being purchased.

## OVERCROWDING

In 2008, 11% of Aboriginal and Torres Strait Islander adults in Victoria were living in a home that was overcrowded.

## STANDARD OF HOUSING

In 2008, 27% of Aboriginal and Torres Strait Islander adults in Victoria were living in homes with major structural problems. Major structural problems refer to problems such as large cracks in the walls or floor or serious problems with plumbing.

Note: 'Adults' refers to people aged 15 years or older.



# Family & Support Networks

Many Aboriginal and Torres Strait Islander adults in Victoria have good family and support networks. For example, over nine in ten adults (91%) said they would be able to get help, such as emotional support, money or food, from someone who did not live with them.

## REMOVAL

The NATSISS asked Aboriginal and Torres Strait Islander adults whether they or any of their relatives had been removed from their natural families for welfare reasons or because of government policy, or if they had been taken to a mission.

In Victoria in 2008:

- 13% of adults reported that they had been removed from their natural family.
- 47% of adults reported that they had relatives who were removed from their natural family.

Note: 'Adults' refers to people aged 15 years or older.



# Children



## CULTURE

Of all Aboriginal and Torres Strait Islander children in Victoria in 2008:

- 41% identified with an Indigenous cultural group such as a clan, tribal or language group.
- Over half (52%) were being taught about Aboriginal and Torres Strait Islander culture at school.

## TIME WITH ELDERS

Around one in five (23%) Aboriginal and Torres Strait Islander children spent one or more days a week with an Indigenous elder or leader.

## EXERCISE

In 2008, 67% of Aboriginal and Torres Strait Islander children exercised for at least 60 minutes everyday.

Note: 'Children' refers to people aged 4 to 14 years.



# Explanatory Notes and Glossary

## Adults

In this publication 'adults' refer to Aboriginal and Torres Strait Islander people aged 15 years or older.

## Children

In this publication 'children' refer to Aboriginal and Torres Strait Islander people aged 4 to 14 years.

## Labour force

The 'labour force' includes people aged 15 years or older, who are either currently working or who are looking for work (employed or unemployed).

Adults who are not currently working and are not looking for work are classified as not being in the labour force.

An employed person is someone who:

- is 15 years or older,
- is currently working in a job or business, or working for Community Development Employment Projects (CDEP), or who undertakes work without pay in a family business, and
- worked at least one hour in the week prior to interview.

An unemployed person is someone who:

- is not currently working,
- has been looking for work in the four weeks before the survey was conducted, and
- was available to start work during the week before answering the survey.

People were not counted as unemployed if they were not currently working because they were retired, they were unable to work on a permanent basis, or if they intended never to work.





# Explanatory Notes and Glossary



## Overcrowding

To measure overcrowding the ABS uses the Canadian National Occupancy Standard for Housing Appropriateness. The following criteria are used to assess overcrowding:

- there should be no more than two persons per bedroom,
- a household of one unattached individual may reasonably occupy a bed-sit (i.e. have no bedroom),
- couples and parents should have a separate bedroom,
- children aged 5 years or over, of different sexes, should not share a bedroom,
- children aged less than 18 years and of the same sex may reasonably share a bedroom, and
- single household members aged 18 years or over should have a separate bedroom.

Homes that require at least one additional bedroom are considered to be overcrowded.

## Removal from natural family

Removal from natural family in this survey includes the removal of the person or their relatives, as a child, from their family as part of government policy. It does not include those who were removed from their family for a period of less than six months and those who had been separated from their family for other reasons such as family break-up or traditional adoption.



# ABS Data Sources

## **NATSISS, 2008**

The NATSISS (National Aboriginal and Torres Strait Islander Social Survey) was conducted from August 2008 to April 2009 (cat.no. 4714.0)

## **NATSISS, 2002**

The NATSISS (National Aboriginal and Torres Strait Islander Social Survey) was conducted from August 2002 to April 2003 (cat.no. 4714.0)

## **Estimated Resident Population**

Experimental Estimates of Aboriginal and Torres Strait Islander Australians, June 2006, (cat.no. 3238.0.55.001). Note that 2006 is the only year where estimates are available for non-Indigenous people. The population pyramid on page 3 uses Indigenous and non-Indigenous estimates derived from the Census of Population and Housing 2006.



# More Information



Information about Indigenous persons in this summary booklet is from the National Aboriginal and Torres Strait Islander Social Survey, 2008 (cat. no. 4714.0).

More detailed information is available free of charge through the ABS website: [www.abs.gov.au](http://www.abs.gov.au). Also available through the website are electronic State/Territory versions of the publication tables.



Artwork supplied by  
Junior Primary Class,  
Point Pearce Aboriginal School,  
Point Pearce, SA

**For more information about ABS statistics on the Aboriginal and Torres Strait Islander population:**

Phone: 1800 633 216 (free call)  
Email: [indigenous.statistics@abs.gov.au](mailto:indigenous.statistics@abs.gov.au)  
Internet: [www.abs.gov.au/indigenous](http://www.abs.gov.au/indigenous)

Catalogue Number 4714.0.55.003

